



Report to the Public

For school year 2023-2024

November 11, 2024

DISTRICT DEMOGRAPHICS

District Enrollment:	1543
School Choice Students:	79
Unsafe School Provision Transfers:	0
Graduation Rate:	82%



DISTRICT ACCREDITATION REPORT

District Information

Accreditation Status:

Accredited - Cited (Pending)

Superintendent:

Jeff Senn

Asst. Superintendent:

School:

(All) ▾

Sort by LEA

Region 1 Accreditation Specialist(s)

Name: Stacey Jones
Phone: 501-682-1293
Email: Stacey.Jones@ade.arkansas.gov


Name: Jeanie Johnson
Phone: 501-682-4212
Email: Jeanie.Johnson@ade.arkansas.gov

Name: Brooke McCain
Phone: 501-682-4379
Email: Brooke.McCain@ade.arkansas.gov

 **Current**  **Trend**  **Document Management**  **Waivers**  **Reports**  **Master Schedule**  **Schools**  **Build**

Show entries

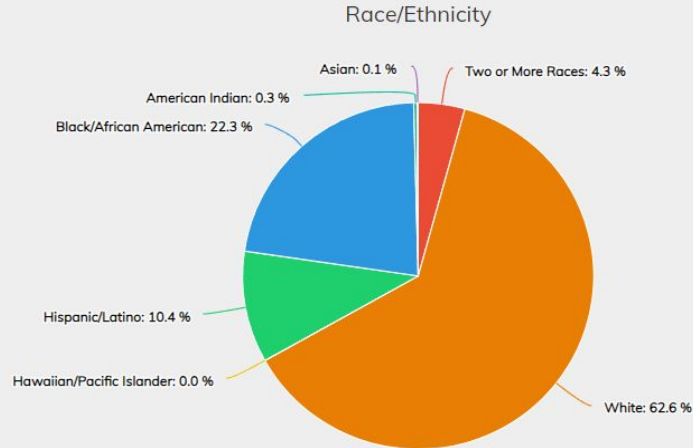
Search:

 Save to Excel

School LEA	School Name	Grade (Low-High)	Principal	Principal Email	Accreditation Status
4301027	Lonoke Elementary School	03 - 05	Jennifer Holland	jennifer.holland@lonokeschools.org	Accredited (Pending)
4301028	Lonoke Middle School	06 - 08	Lou Holt	jeannie.holt@lonokeschools.org	Accredited (Pending)
4301029	Lonoke High School	09 - 12	TERROD D HATCHER	terrod.hatcher@lonokeschools.org	Accredited (Pending)
4301030	Lonoke Primary School	P - 02	Jana Terrell	jana.terrell@lonokeschools.org	Accredited (Pending)

DISTRICT DEMOGRAPHICS

College Going Rate	N/A	English Learners	7%
Per Pupil Expenditures	\$11,584.45	Low Income	64%
Graduation Rate	N/A	Average Years Teaching Experience	11.88
Student to Teacher Ratio	14 : 1	Students Eligible to Receive Special Education	15%
Average Class Size	17		



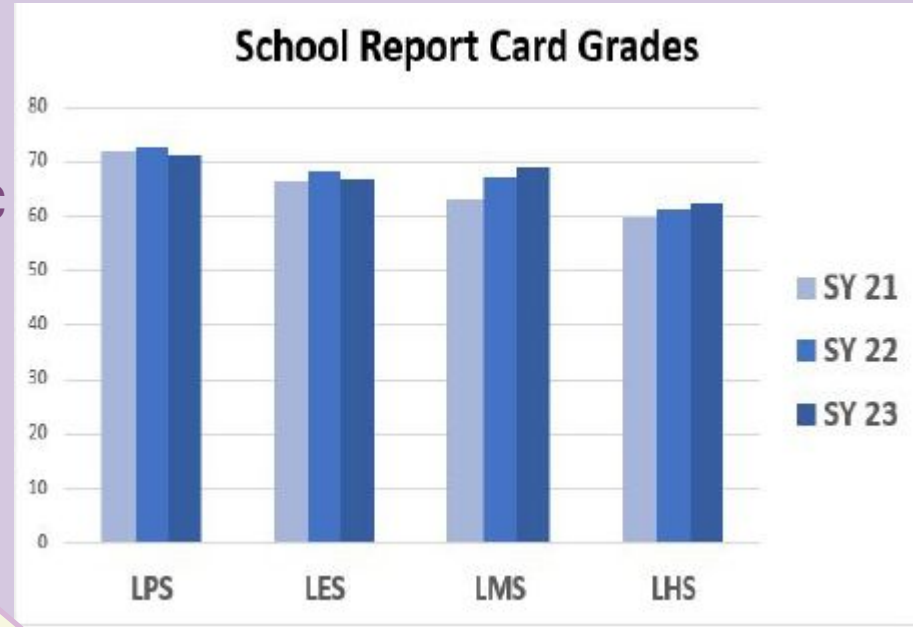
SCHOOL REPORT CARD GRADES

LONOKE PRIMARY SCHOOL: C

LONOKE ELEMENTARY SCHOOL: C

LONOKE MIDDLE SCHOOL: C

LONOKE HIGH SCHOOL: C



LPS STUDENT ACHIEVEMENT

iReady ELA and Math Spring 2024

LPS	GRADE	SUBJECT	TOTAL # OF STUDENTS	PERCENT AT OR ABOVE LEVEL	WHITE	BLACK	OTHER	LOW SES
	ALL	ELA	330	64	66	51	66	60
	Kindergarten	ELA	107	77				
	First	ELA	107	55				
	Second	ELA	116	60				
	ALL	Math	330	57	61	40	66	50
	Kindergarten	Math	107	66				
	First	Math	107	54				
	Second	Math	116	51				

STUDENT ACHIEVEMENT ATLAS REPORTS SPRING 2024

[illegible]

STUDENT ACHIEVEMENT ATLAS REPORTS SPRING 2024

[illegible]

STUDENT ACHIEVEMENT

ATLAS REPORTS SPRING 2024


	GRADE	SUBJECT	STUDENT COUNT	STATE % AT OR ABOVE GRADE LEVEL	PERCENT OF STUDENTS AT OR ABOVE GRADE LEVEL					
					TOTAL (%)	BLACK	CAUCASIAN	HISPANIC	OTHER	LOW SES
LHS	9	ELA	116	33	33	15	44	28	33	25
	10	ELA	125	32	29	17	35	30	20	21
	EOC	BIOLOGY	121	37	31	16	36	36	20	26
	EOC	ALGEBRA	118	27	21	12	26	13	33	19
	EOC	GEOMETRY	133	18	10	3	11	23	0	9

STUDENT ACHIEVEMENT

GRADE 11 ACT



		SPRING 2024	SPRING 2023
LONOKE HIGH SCHOOL	SUBJECT	MEAN SCORE	MEAN SCORE
	COMPOSITE	16.8	17.9
	MATH	16.1	17.2
	SCIENCE	17.8	18.4
	ENGLISH	15.6	17.6
	READING	17.1	18.1



GIFTED AND TALENTED & AP

AP Courses offered:

- ☐ AP English Literature and Composition
- ☐ AP Language and Composition
- ☐ AP Statistics
- ☐ AP World History- Modern
- ☐ AP Environmental Science
- ☐ AP US Government and Politics
- ☐ AP Pre-Calculus
- ☐ AP Computer Science A
- ☐ AP Art 2D and Design

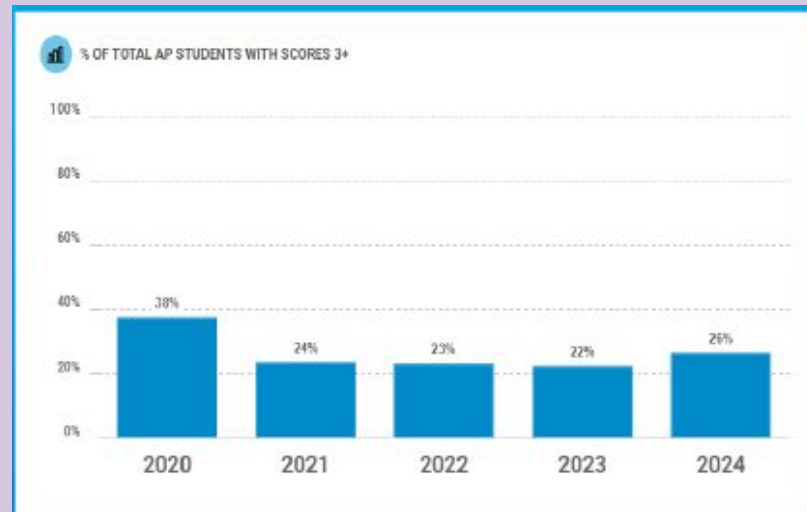
68 students enrolled in AP courses took 92 exams

Identified Gifted and Talented Students

- o 24 in LES
- o 34 in LMS
- o 54 in LHS

112 Total GT students

5 Year Average of Students Scoring 3+ on AP Exams



GT Units in LES: 3rd grade - Chess and Fairy Tales
4th grade - Pioneers and Survival Skills
5th grade - Harry Potter

GRADUATION RATES

2020-2021			2021-2022			2022-2023		
School	District	State	School	District	State	School	District	State
80.0%	80.0%	88.5%	81.8%	81.8%	88.2%	80.6%	80.6%	89.0%



RETENTION RATES

GRADE K	6
GRADE 1	4
GRADE 2	4
GRADE 3	0
GRADE 4	4
GRADE 5	0
GRADE 6	0
GRADE 7	0
GRADE 8	0
GRADE 9	4
GRADE 10	3
GRADE 11	2
GRADE 12	1



DISTRICT SUPPORT TO CORRECT DEFICIENCIES

- ❑ LHS & LMS are Schools of Innovation.
- ❑ Lonoke Business Academy provides expanded technical choices for students, medical classes, and Greenway options.
- ❑ District technology is available for all students.
- ❑ Lonoke Baptist Health Clinic promotes staff and student wellness.
- ❑ Curriculum support provided by Curriculum Director.
- ❑ Streamlined RTI process & PLC process at all buildings.
- ❑ Dyslexia, SPED, and wrap-around services provided to students.
- ❑ On-going professional development is provided to staff.
- ❑ Continued implementation of Strategic Reading classes at LMS and LHS.
- ❑ Capturing Kids' Hearts utilized K-12 to promote well-being among staff and students.
- ❑ Provided inclusive instruction for SPED students.
- ❑ Purchased HQIM in Literacy for 9-12 (StudySync)
- ❑ Will purchase HQIM for Math in grades 6th -12th for 25-26 School Year.

FACILITY PROJECTS

- ❑ Abadated OLD primary building
- ❑ Started construction on NEW primary building
- ❑ Added Keycard entries to ALL buildings
- ❑ Added over 100 cameras throughout the district
- ❑ Added security measures to the middle school lobby
- ❑ Stripped and waxed over 220,000 square feet of flooring
- ❑ Painted parts of the middle school

SCHOOL BOARD PROFESSIONAL DEVELOPMENT HOURS- SY 23

Lonoke School Board Training Hours for 2023

<i>Board Member</i>	<i>Hours Earned in 2023</i>	<i>Hours Carried Over from the Previous Year</i>	<i>Total Hours</i>
Ross Moore, President	0	6	6
Anne Swint, Vice-President	15	0	15
Elizabeth Anderson, Secretary	0	6	6
Chad Gentry	8	0	8
Crystal Payne	6	0	6
Charles Hunter	8	0	8
Darrell Park	6	0	6



DISTRICT RESOURCES

- ❑ District Strategic Plan
 - ❑ District Consolidated School Improvement Plan
 - ❑ District Family and Community Engagement Plan
 - ❑ Teacher and Administrator Recruitment and Retention Plan
- 